

Alternate Forms of Voting [Edit](#)

- [View Summary](#)
- [Browse Responses](#)
- [Filter Responses](#)
- [Crosstab Responses](#)
- [Download Responses](#)
- [Share Responses](#)

ALL RESPONDENTS   [Edit Report](#)   [+ Add Report](#)

**Response Summary for "ALL RESPONDENTS"**   Total Started Survey: 287  
Total Completed Survey: 285 (99.3%)

PAGE: 1

**1. Are you eligible to vote in the 2014 municipal election?**   [Create Chart](#)   [Download](#)

|                   | Response Percent | Response Count |
|-------------------|------------------|----------------|
| Yes               | 93.0%            | 252            |
| No                | 7.0%             | 19             |
| answered question |                  | 271            |
| skipped question  |                  | 16             |

**2. Age Group: Tick one please.**   [Create Chart](#)   [Download](#)

|                   | Response Percent | Response Count |
|-------------------|------------------|----------------|
| 18-25             | 1.4%             | 4              |
| 26-35             | 4.3%             | 12             |
| 36-45             | 7.1%             | 20             |
| 46-55             | 18.5%            | 52             |
| 56-65             | 22.1%            | 62             |
| 66 & over         | 47.0%            | 132            |
| answered question |                  | 281            |
| skipped question  |                  | 6              |

**3. Gender:**   [Create Chart](#)   [Download](#)

|                   | Response Percent | Response Count |
|-------------------|------------------|----------------|
| Female            | 57.2%            | 155            |
| Male              | 42.8%            | 116            |
| answered question |                  | 271            |
| skipped question  |                  | 16             |

4. Question: Changing to telephone and internet voting can increase voter turnout, improve accuracy, assist those with disabilities and provide prompt and accurate election results on election night. For the next municipal election, Council is considering changing our method of voting from paper ballot to telephone and internet voting only. Do you: [Create Chart](#) [Download](#)

---

|                  | Response Percent  | Response Count |
|------------------|-------------------|----------------|
| Like the idea    | 63.6%             | 180            |
| Dislike the idea | 36.7%             | 104            |
|                  | answered question | 283            |
|                  | skipped question  | 4              |

5. Comments

[Download](#)

---

|                                | Response Count |
|--------------------------------|----------------|
| <a href="#">Show Responses</a> | 126            |
| answered question              | 126            |
| skipped question               | 161            |

Create Chart

Are you eligible to vote in the 2014 municipal election?

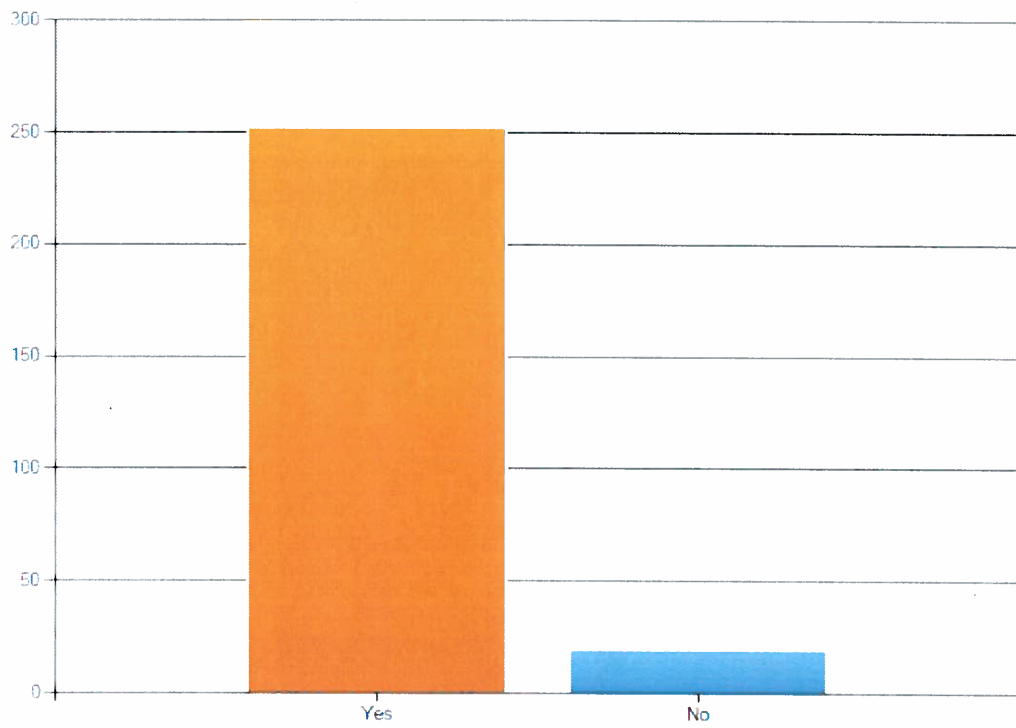


Chart Type: Column Chart

[Chart Settings](#)

[Download Chart](#)

Create Chart

Age Group:  
Tick one please.

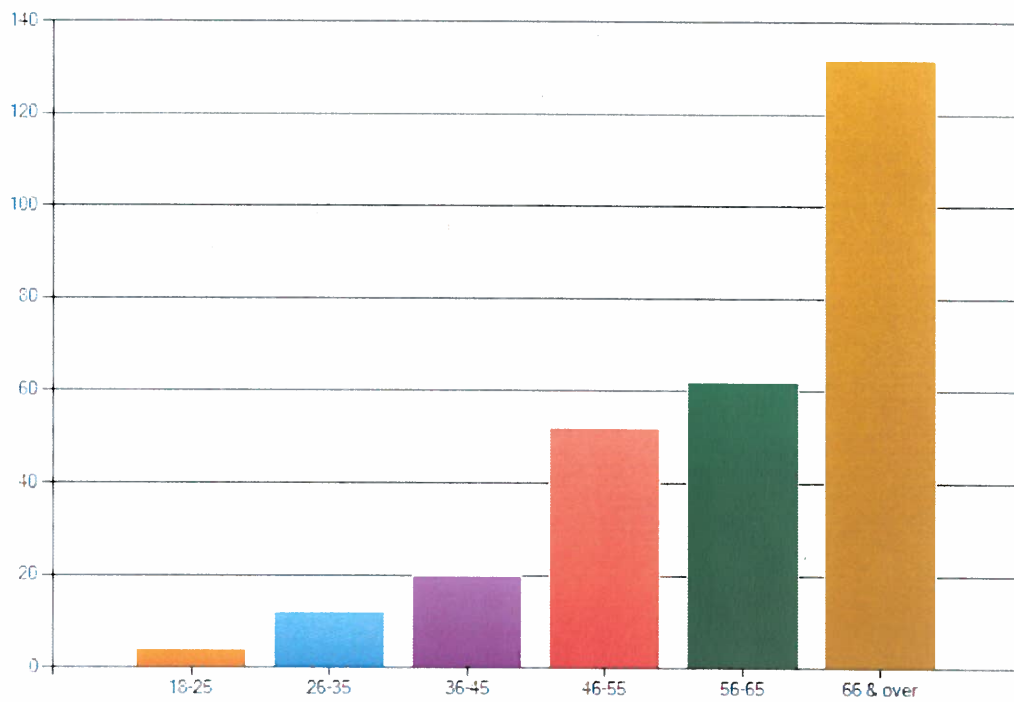


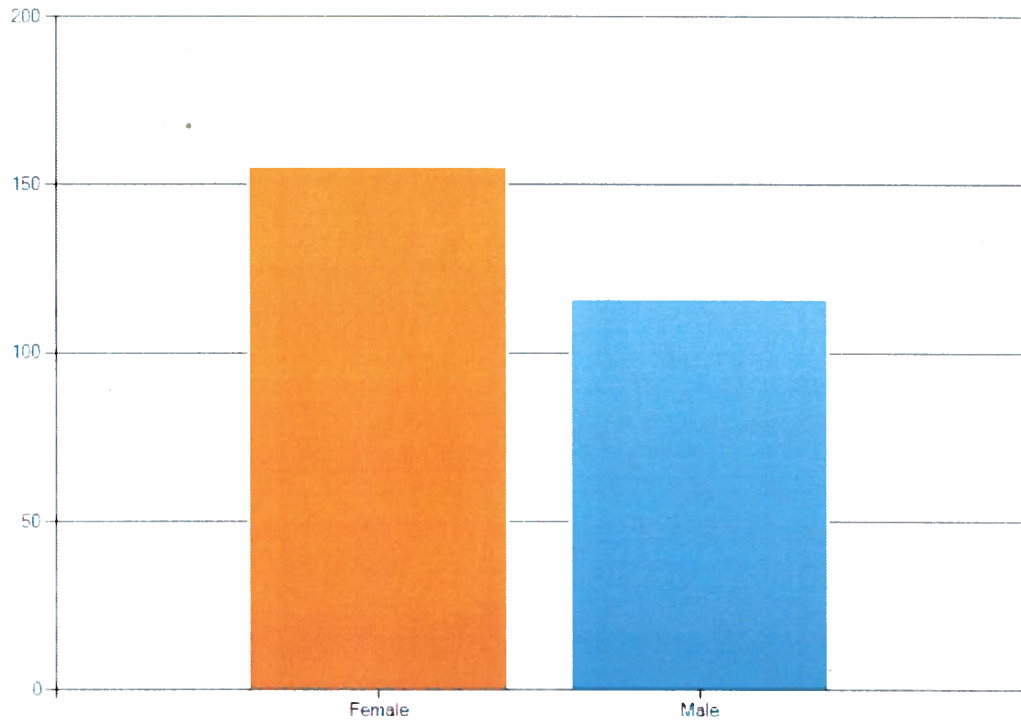
Chart Type: Column Chart

[Chart Settings](#)

[Download Chart](#)

**Create Chart**

**Gender:**



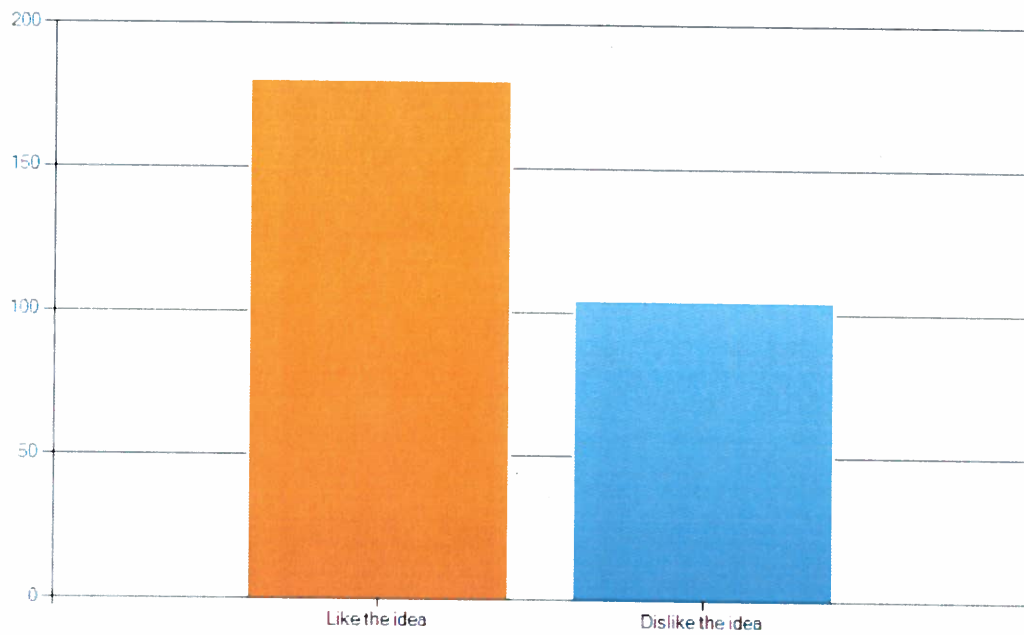
**Chart Type:** Column Chart

[Chart Settings](#) [Download Chart](#)

**Create Chart**

**Question:** Changing to telephone and internet voting can increase voter turnout, improve accuracy, assist those with disabilities and provide prompt and accurate election results on election night. For the next municipal election, Council is considering changing our method of voting from paper ballot to telephone and internet voting only.

Do you:



**Chart Type:** Column Chart

[Chart Settings](#)

[Download Chart](#)